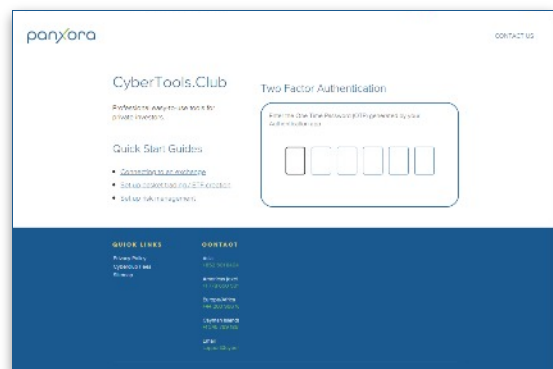


# Register your free account

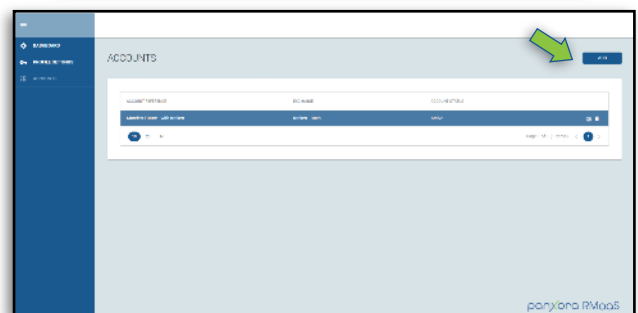
## 1 <https://app.cybertools.club/register>

Register a free account and verify your email address. You will need to select a password and set up Google Authenticator for two factor authentication account security. Log into your new RMaas Dashboard.

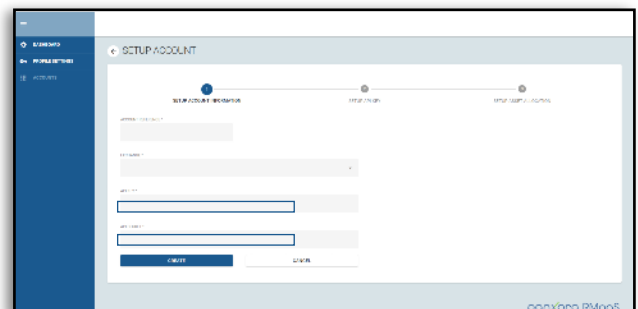


## 2 Create dashboards for each exchange account

- Select ACCOUNTS from the left hand menu.
- Tap the **ADD** button to open the 'add exchange' dialogue box.




- Create a name for this account.
- Select the exchange from the dropdown menu.
- Now log into the exchange account in another browser Tab and move onto step 3 to create the API connection codes that need to be pasted into this page.



## 3 Create API connection between RMaas and the exchange

- Find the 'create API' connection page on the exchange.
- Make the selections as illustrated here →
- The exchange will generate an API key and an API Key 'Secret'. Both need to be pasted into the RMaas exchange account setup you created in step 2.



## 4 Create and test the API Key Link

Tap the 'CREATE' button on the Rmaas account page. The software will set up the API link and test it. Once successful the dashboard will be displayed with all the assets you own displayed so you can select how you want to use the service.

